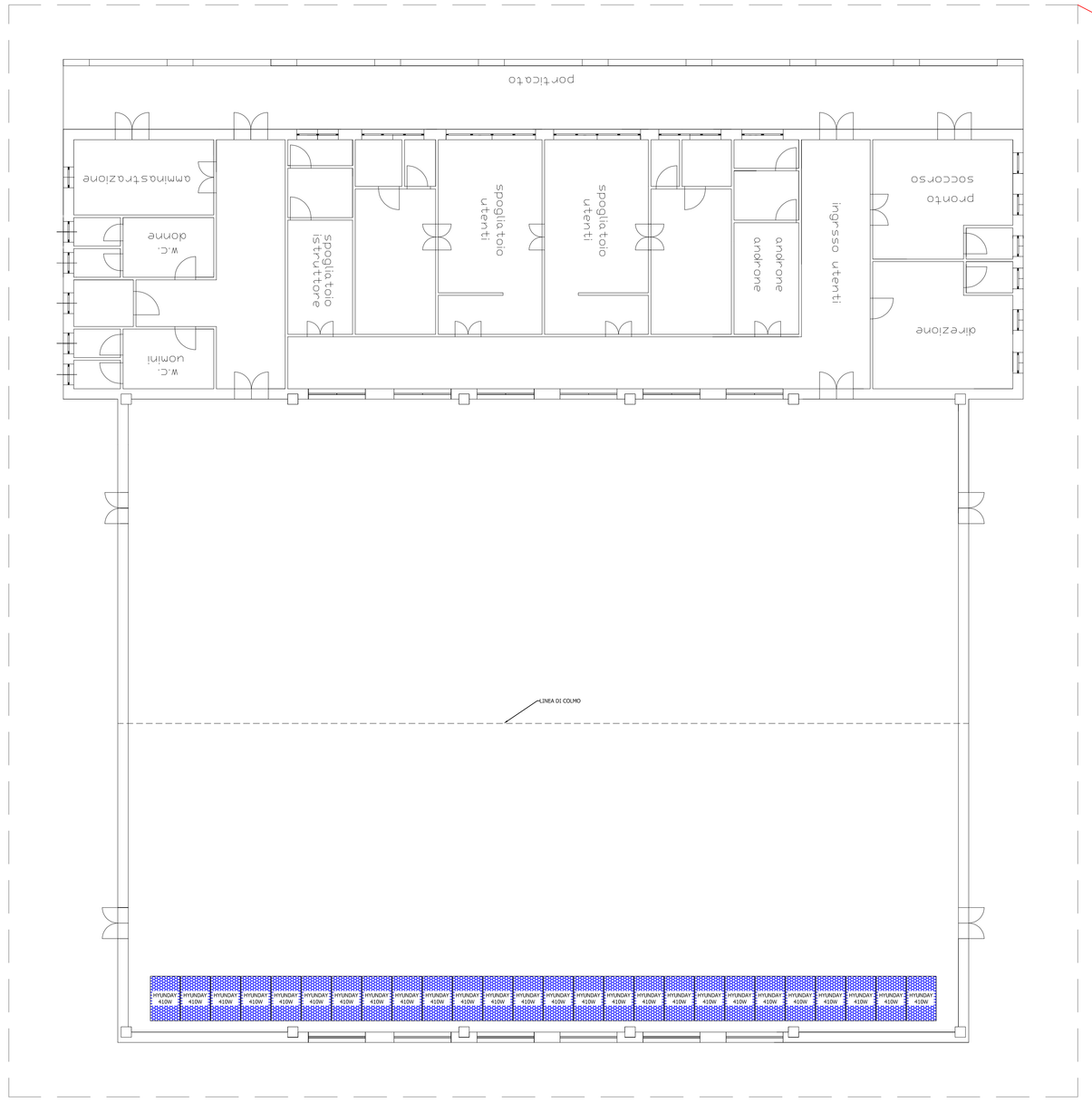

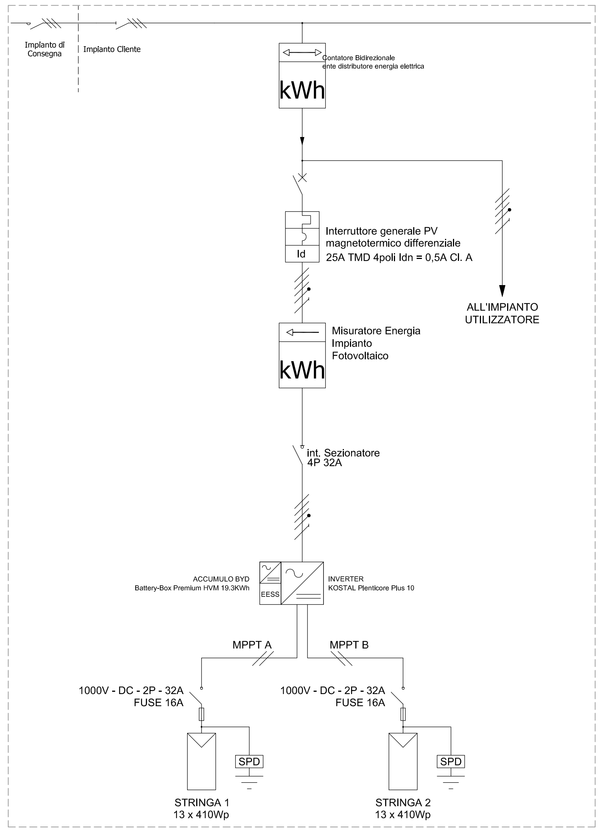

SIMB.	LEGENDA
	QUADRO ELETTRICO (Simbolo Generale) —
HYUNDAI 410W	MODULO FOTOVOLTAICO HYUNDAI (VEDI SCHEDA TECNICA)

Electrical Characteristics

		Mono Crystalline Module(HE S__VG)
		410
Nominal Output(Pmpp)	W	410
Open Circuit Voltage(Voc)	V	46.6
Short Circuit Current(Isc)	A	11.07
Voltage at Pmax(Vmpp)	V	38.8
Current at Pmax(Impp)	A	10.57
Module Efficiency	%	20.9
Cell Type		PERC Mono Crystalline Silicon 5Ninglied
Maximum System Voltage	V	1,500
Temperature Coefficiency of Pmax	%/°C	-0.34
Temperature Coefficiency of Voc	%/°C	-0.27
Temperature Coefficiency of Isc	%/°C	0.04

*All Data at STC (Standard Test Conditions) Above data may be changed without prior notice
*Tolerance of Pmpp(+-3%)
*Performance deviation of Isc(±5), Voc(±5), Vm(±5), and Im(±5) ± 3%.

Mechanical Characteristics

Dimensions	1,719 × 1,140 × 35mm (L × W × H)
Weight	22kg
Solar Cells	360 Cells, PERC Mono-crystalines 5Ninglied (166 × 166mm)
Output Cables	Length:1,500mm, 1×4mm² — Connector: SMUBel : MC4-Evo2
Junction Box	Rated Current : 20A, IP67, 10V(BSI),
Construction	Front Glass: White toughened safety glass, 3.2mm Encapsulation: EVA (Ethylene-Vinyl-Acetate)
Frame	Anodized aluminum

Installation Safety Guide

- Only qualified personnel should install or perform maintenance.
- Be aware of dangerous high DC voltage.
- Do not damage or scratch the rear surface of the module.
- Do not handle or install modules when they are wet.

Nominal Operating Cell Temperature	43.9°C (±2°C)
Operating Temperature	-40 ~ 85° .C
Maximum System Voltage	DC 1,500 / 1,000 (IEC)
Maximum Reverse Current	20A
Maximum Surface Load Capacity	Front 5,400 Pa Rear 2,400 Pa

Module Diagram (unit : mm)

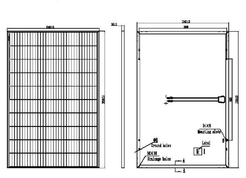
1140
35
1719
35
35
35